



REE4EU: Integrated High Temperature Electrolysis (HTE) and Ion Liquid Extraction (ILE) for a Strong and Independent European Rare Earth Elements Supply Chain

Project type: Innovation action
Start date of project: 01/10/2015 Duration: 48 months



D10.3 Financial and Administrative Report

WP n° and title	WP10. Project Management
Responsible Author(s)	SINTEF
Contributor(s)	
Version	Final





TABLE OF CONTENTS

Executive Summary	4
1 Introduction.....	5
2 Personal Resources until M42	6
3 Budget Progress until M42	7
Acknowledgements	7

TABLE OF FIGURES

Figure 1. REE4EU's work break-down, WP-wise.....	6
Figure 2. Progress of resources (number of PM) reported in the different RP	6
Figure 3. Progress of the budget spent reported at the different reporting periods, per category	7





List of abbreviations and definitions

Abbreviation	Definition
AMD	Amendment (of the GA)
CA	Consortium agreement
Co	Coordinator
D	Deliverable
DOA	Description of the action
EC	EU Commission
GA	Grant agreement
GB	Governing board
IA	Innovation action
M	Month/s
PM	Person months
PO	Project Officer from the EU Commission
PP	Participant portal
RP	Reporting period
SME	Small or medium enterprise
WP	Work package





Executive Summary

SINTEF, as coordinator, managed and coordinated all financial and administrative activities in the project, including monitoring and maintaining the overall adherence to the financial budgets. Moreover, SINTEF forwarded the EU contribution according to the work plan, the Consortium Agreement and the decisions made by the consortium.

An overview of the personal resources committed to the project WP-wise is given, until M42, which is the last interim reported figures to the coordinator.

Moreover, the progress of the budget spent in the different project's reporting periods is given for the different categories until month 42, which corresponds to the last interim report to the coordinator. The final figures will be reported to the EU-Commission after the partners closing their financial accounting periods once the project finalises, ca. mid October 2019, clearly after the deadline of submission of this deliverable document.





1 Introduction

The Co maintained the overall adherence to the financial budgets with the help of interim reports carried out every 6 months (5 in total), and the figures reported at the different RP, total 3 including the final report.

The total budget of the action, and distribution among the different partners is shown in Table 1. As IA type of project, 70% was financed for industry/SME partners.

Table 1. Total budget of the action and distribution among partners, as in CORDIS

Partner name	Type	TOTAL Budget (€)	Reimb.rate	TOTAL EU contribution (€)
SINTEF	RTO	2 019 587.50	100 %	2 019 587.50
Tecnalía	RTO	865 687.50	100 %	865 687.50
LCM	SME	316 140.00	70 %	221 298.00
VAC	Industry	203 836.25	70 %	142 685.38
Elkem	Industry	2 373 506.25	70 %	1 661 454.38
Idener	SME	568 562.50	70 %	397 993.75
Inovertis	SME	565 946.25	70 %	396 162.38
CEA	RTO	427 265.00	100 %	427 265.00
SNAM	Industry	272 462.50	70 %	190 723.75
STENA	Industry	323 400	70 %	226 380
AVERE	Association	111 250.00	100 %	111 250.00
PNO	Industry	513 750	70 %	359 625
CEFIC	Association	117 170.00	100 %	117 170.00
UPS	Research Org.	385 208.75	100 %	385 208.75
TOTAL		9 063 772.50		7 522 491.38

Figure 1 shows schematically the work breakdown, WP-wise, during the whole project period (4 years, 48 months). The distribution of the budget among partners matched well with their efforts required to accomplish the action and the different deliverables. Moreover, the expenditures harmonized with the timeline of the different activities and partner's involvement.



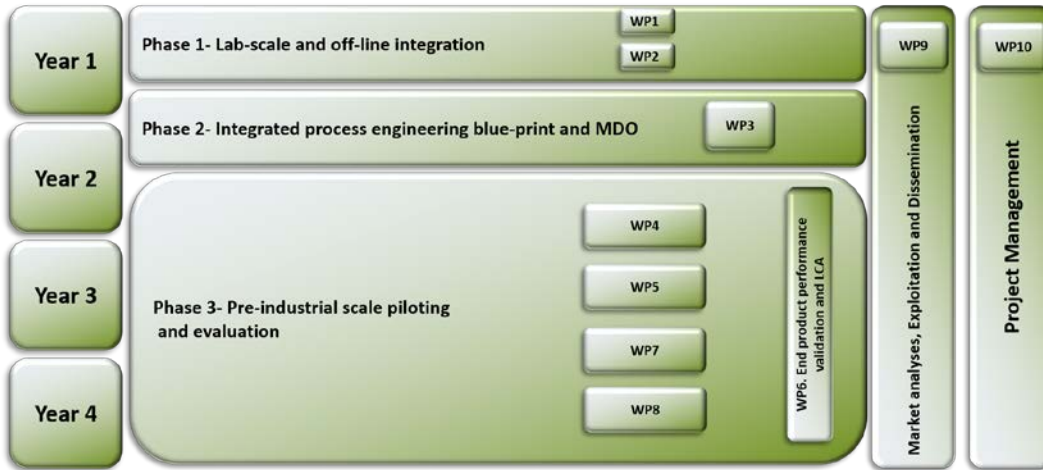


Figure 1. REE4EU's work break-down, WP-wise

2 Personal Resources until M42

Figure 2 shows the expedited personal resources through the 3 different reports, namely, RP1 and RP2 to the EC, and interim reporting at M42 to the Co.

It is expected that during the final reporting period, the total resources will reach the expected figures, after completion of the activities carried out during the last 6M of the project, i.e., from M42 to M48.

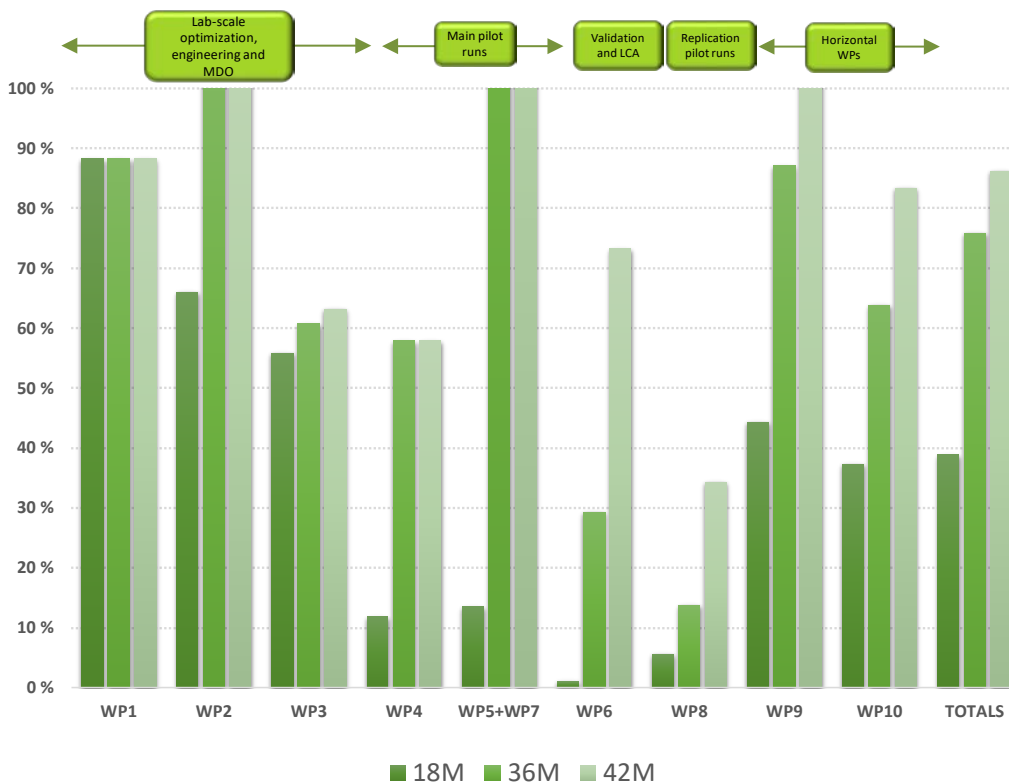


Figure 2. Progress of resources (number of PM) reported in the different RP





3 Budget Progress until M42

Figure 3 shows the progress of the budget reported in the different RP and in the last interim report to the Co at M42. It is expected that during the final RP, the total budget expended will reach the forecasted figures.

The distribution of the final payments from the EC up to balance will be done by the Co according to the CA and the decisions made by the consortium.

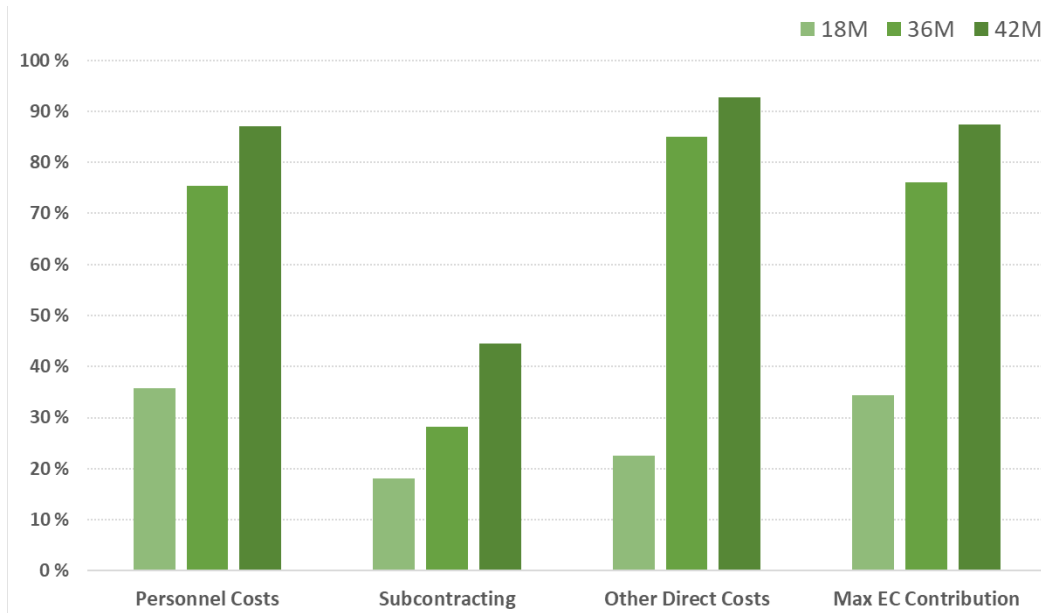


Figure 3. Progress of the budget spent reported at the different reporting periods, per category

Acknowledgements

This project has received funding from the European Union's Horizon 2020 research and innovation programme under grant agreement No 680507

